

March 2023

Hill 'N Hollow Newsletter

Volume 40

Issue 3

President's Corner

Hello my friends!

We Welcome Spring - 🌷

Yes, it's officially here! I've heard it said, "If you don't like the weather in Arkansas, just wait a while." Now I understand what that means. But no worries because we continue on with high hopes of warmer days, growing gardens, and lots of quilting! I enjoy this time of year because it brings such obvious "newness" and hope. If you're feeling down, or just having trouble lifting your gaze, look at the grass as it grows and the flowers as they bloom. Remember, "Every flower that ever bloomed had to go through a whole lot of dirt to get there!" -- a wonderful quote from Bonnie K. Hunter of Quiltville.com. Another of her quotes struck me as well, "Stop watering the weeds in your life and start watering the flowers!" That is a powerful message that I needed and wanted to share with you. If you're having trouble getting motivated to pull that sewing machine out and start a new project, check out our website for classes, sew-ins etc. Come to the monthly meetings and enjoy being among other quilters. Whether you're in a teaching mode or a learning mode; a beginner, intermediate or advanced quilter, if you've got an idea that you would enjoy doing or that would help others come out of their shell, please do share! We are all blessed with different skills. And together we comprise an amazing guild. Let's put those natural and acquired treasure troves of ability to good use. We have so much to offer and so much to gain from one another. There should always be room for growth, for learning, for sharing. Sometimes, flowers say it best . . .



I invite you to come join us Friday, April 14th at 9:30am at the Christian Church of Mountain Home for our next Guild Meeting. There will be a great program, treats, and friendly faces. We plan on revealing the 2023 Raffle Quilt. And just so you know, it's a surprise even to me! I'm looking forward to seeing it, and I hope you are too. All the Committees are hard at work putting their plans and efforts into play to make this year a memorable one. And believe it or not, we have already begun to work on and plan for 2024! Next year's Raffle Quilt Production Chair, Brenda Gipson, is excitedly putting into process her Board-approved idea for next year's quilt. What's it going to be? I can't tell you - it's a surprise! Isn't it always?

I'm going to leave you with a final word of encouragement. Just like our Comfort Stretch Exercise, let's spread the freshness of Spring throughout the "Hill 'N Hollow Land". Reach out to a friend. Make a new friend. It's springtime! It isn't a coincidence that Easter happens during this season. IT IS the very essence of hope and new life. The greatest celebration EVER!

See you all very soon,

Rosita Forster

Hill 'N Hollow Quilt Guild Minutes – March 10, 2023

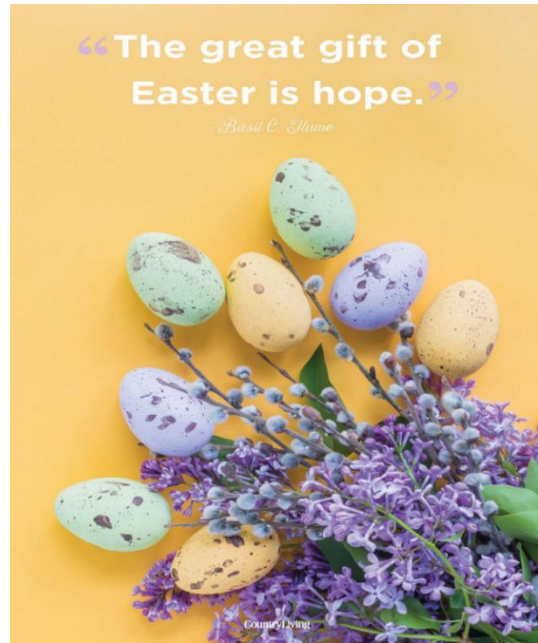
The Guild Meeting started at 9:30 a.m. by President Rosita Forster recognizing visitors. Birthdays and Anniversaries were acknowledged. Birthday members received fabric cupcakes.

Retreat - Rosita shared what an awesome time was had by those that attended the Branson Retreat. A big thank you to Connie Randall who donated some wonderful treats and prizes!

Comfort Stretch - Rosita encouraged everyone to get out of their seats and go say hi to someone they don't know. Members spent a couple of minutes greeting each other and saying hi.

February 2023 Guild Minutes - Randy Bolen motioned to accept the minutes and Peggy Moody seconded this motion. All approved.

Treasurer's Report - Rosita took a few minutes sharing where to find the Treasurer's Report and stated she hoped everyone read it on the website. After no questions were asked by members, the Treasurer's Report will be filed for Audit.



Rosita mentioned that this report would be found on the website every month and could be viewed by all members prior to the Guild Meeting. She also mentioned that Celine would have a hard copy of this report at guild meetings.

2023 Budget - Rosita explained that the budget was addressed and approved in the Board Meeting. It was also on the website for viewing. Roxine Burch motioned to accept the Budget for 2023; Vicki Kauth seconded; All approved.

Shabby Fabrics Carrot Program – Ann Wilson

Ann discussed the Make and Take Program. There was one at 1:00 p.m. following the Guild meeting. She encouraged everyone to come and have some fun making carrots. She then let the Guild watch the tutorial for the carrots. Ann stated the next program would happen after the selected Guild Meeting and would not require a sewing machine. It was going to be Prairie Point ornaments. Ann also stated we would have a very special guest at our May Guild Meeting and to bring goodies. Ann also encouraged us to go look up Moda and Shabby Fabrics sites which have free patterns.

Member Teaching Members class sign-ups were available at the March Meeting and will be available for Guild meetings each month, so bring your cash or check! Members interested in teaching a class please sign up with Linda Langseth starting today so that she can put together the MTM class schedules.

Workshop Landscape Quilt Instructor Callie Hargiss on May 11 with two kits to choose from. The cost is \$45 for kit and \$45 for instructor fee. Roxine Burch (Chair of Education) will have sign ups at the Education Table. There were 15 people sign up!! And still five openings as of this Guild Meeting. They can take up to 20 people in the workshop.

Raffle Quilt is still being quilted but should be shown at April Guild Meeting. Don't miss seeing this quilt at our next Guild Meeting!!

Rosita presented Brenda Gibson as the 2024 Raffle Quilt Production Chair. The Board accepted Brenda's idea for next year's quilt, and she will be forming the committee.

Community Quilts - A reminder was given again that individuals should not take their community quilts to Charity at Ditsy Fish Quilt Shop to get quilted. Quilts should be turned in to the Community Quilts Chair, Sandy Beasley, or President Rosita Forster or VP Eileen Burg. Rosita read the Contract for Quilting between Charity (Ditzzy Fish) and Hill N Hollow Quilters. The Contract will be submitted to newsletter with March Guild Minutes.

Show and Tell - Nine members showed their projects and shared about them. What beautiful work these talented individuals do! So awesome and inspiring! The work our Guild members do is always amazing.

Parade of Community Quilts - Another show of 6 beautiful quilts to be donated.

Darlene Landrum made a quilt donated to Baxter County Library who will raffle it to raise funds.

Door Prizes - The lucky winners of our door prizes this month were: Loretta Zortman and Katie Risk

50/50 Drawing - \$19.00 was won by Ann Maus.

Adjourn A motion to adjourn the meeting was made by Mona Bolen and seconded by Rita Bergstrom. All approved. Time was 12 p.m.

Members present – 55; New Members – 1; Guests – 3

Vicki Bynum, Secretary

Ditsy Fish Contract for Community Quilts

January 1, 2023

Contract for Quilting Services by Ditsy Fish Quilt Shop LLC for Hill N Hollow Quilters Guild

Ditsy Fish Quilt Shop will continue to do Hill N Hollow Quilters Guild Community Quilts for one year with the following conditions.

- 1) I will take 10 quilts at a time from the President, Vice President, or Community Quilt Chair. No more community quilts will be accepted until these 10 are completed. I will call the Community Quilt Chair to advise the quilts are finished and I am ready for more. This could be up to 3 months depending upon my workload.
- 2) The cost is \$10.00 each quilt up to a 70x90; Larger than 70x90 will be \$15.00 each quilt. The Ditsy Fish Quilt Shop will no longer be offering this price to individual guild members.
- 3) Two free quilts will be given when the quilts are dropped off.
- 4) The quilting fees will be paid to the Ditsy Fish Quilt Shop at the time of drop off by check or cash.
- 5) Backing and batting must be provided with the quilts to be finished. Please allow at least 4 inches on each side of the batting and backing for each quilt top.
- 6) Each quilt will be trimmed and made ready for binding once the quilting is finished. The Ditsy Fish Quilt Shop will not make, attach, or finish the binding.
- 7) Photos of each quilt will be posted to the Ditsy Fish Facebook page as advertising and as a visual record of completed quilts.
- 8) This contract may be severed at any time by either Ditsy Fish Quilt Shop or by Hill n Hollow Quilters Guild with a 30-day written notice.

Charity Beckley, Ditsy Fish Quilt Shop

Hill N Hollow Quilters Guild Representative

This contract will be renewable in January of each year.

Quilt Show Committee Minutes - March 10, 2023

Present: Jonna Butler, Randy and Mona Bolen, Peggy Moody, Wanda Kelley, Diane Siddons, Donna Perrin, Diana Arikan, Angie Lindberg, Rosita Forster, Vicki Kauth
Absent: Carol Lewis, Elaine Byng.

Committee Reports

Publicity - Peggy Moody presented a draft of the flyer (see attached copy). It was decided not to have pre-admission or group discounts. That line will be eliminated from the flyer. Magnets by Bonita Ratzel's son. Sheid and Library "shows" will both be in August. The library will have display cases. The Sheid display will be set up in a backwards P shape as shown below.

Intermediate

Advanced **q** Beginner

YLI Thread - Diana Arikan updated that YLI is not sure if they will have thread for the show. She will check back with them in July. If not, maybe another company can be contacted. Donna Perrin is going to AQS Quilt Show in Branson and will ask thread vendors there for business cards and give Diana contact information.

Registration - Donna Perrin gave a handout with rules to her team. She met with Jodi on 1/27 and shared links. Sharon Crozier to handle excel documents. Ginger Alexander will handle revising other forms. Roxine Burch will update rules and categories. Guild members can register up to 15 quilts but only quilts finished as of October 2019 and no quilt entered in the 2019 show may be entered in the 2023 show. Non-guild members will pay \$10 per quilt with a maximum of 15 quilts with no refunds. Since the show is not going to be judged, there will be no limit on category entries. Donna will talk to Vicki Kauth about category specifics.

Hospitality/White Glove - Diane Siddons will have signups of volunteers for both categories. Timeslots will be 2 hour shifts with at least 3 people at the front for hospitality. Hospitality does not have signups yet. Rosita said there were leftover "needle sewing cards" and "measuring tapes" from Quilt Congress available as giveaways. Bookmarks with Guild info are available as well. Rosita has the original which can be taken to That Print Shop for more.

Country Store/Garage Sale - The Country Store binder was found. Mona said tables would be available at \$40 per table with 1 cashier. Tables and chairs would be set up and taken down. Sales tax – customer pays the Mountain Home tax (approx. 10%). Guild keeps track and submits to State. The Guild must pay 1% tax for the rental of the tables \$0.40 per table. Mona will create forms for table rentals and forms/price tags, description labels. Diana Arikan said there are actually 2-part forms that have the required item name, vendor number and price tags. No inventory sheets.

Items will fall under “quilting and sewing” categories. The cash boxes are in the storage unit and the “square” for the cashier is in the safe deposit box. There will be no “Free Items” table. The guild will not have a table.

Set Up/Take Down - Randy has contacted Care Center Ministries and they are scheduled to set up on Oct 11 and tear down on Mon Oct 16. The team will be 5 men and 1-2 supervisors. \$15/hr per man each day. Randy needs the vendor committee to provide the setup area design as well as the design for the country store. The chairs will go to Building C. Randy is having foot surgery and will need help unless his surgery is rescheduled. It is budgeted to feed the guys both days. Jonna mentioned possible sack lunches. Diana said they really appreciate having homemade meals and maybe some of the guild ladies could do that i.e. lasagna, salad, bread with cookies. Another idea is taking the guys out to Chen’s Garden as an all you can eat buffet. Jonna also said there should be coolers of water bottles available.

Raffle Quilt - Rosita will handle the quilt show as a venue. There will be 2-hour shifts available to sell raffle tickets and volunteer signups. There will not be a need for setup slots as the raffle quilt will be set up along with the show quilts and left secure in the building.

Turn In/ Turn Back - Wanda - Turn In will not be at the church on Wednesday Oct 11 but at the Fairgrounds Education Building from 9-11am giving a two-hour window. Vendors will not be setting up until Thursday Oct 12 so this makes it easier.

Fun and Games - Angie - “Find that Quilt” was popular with the guys! She asked how winners are selected and about prizes, possible donations from stores, vendors. Vicki Kauth suggested she check with Margie Dotson who got items from Walmart; check with other guild members who might donate prizes. Angie will work with Peggy and Donna to get pictures. “Name that Quilt Block”, coloring a quilt block, also a craft area for the kids in the demonstration area. Angie will be out of town from Oct 2-Oct 10.

Vicki Kauth – Categories will be discussed since show is not judged but how will quilts be displayed?

Rosita said she had suggestions from several members that there be an area for quilt displays of guild members who have passed away. Maureen Forster, Kim Gibson, Joanne Moore, Marilyn Schaub, were names that were mentioned and how to go about getting some of those quilts.

Quilt Show Chair - Jonna shared that Alice the appraiser will be housed at Vicki Kauth’s. She will be traveling from Bella Vista and will be paid mileage. She charges \$50 per quilt and fees will be paid by the person registering the quilt. Appraisals are done for insurance or sale purposes. Elaine Byng will handle and assist Alice during the quilt show.

There will be a Viewer’s Choice, Members Choice with 1st, 2nd and 3rd places. Margie Dotson helping with ribbons.

Food Truck – Jonna had responses that they would not work with Hill ‘N Hollow because not enough business is generated for them. She was referred to BBQ and Sweets Food Truck and they have signed a contract with us. There will also be a kettle corn vendor. There will be no food beyond the vendor area.

Country Store needs at least 2 people always working. The first day should have 3 people at the cash register. There will be 3-4 people signed up for 2-hour shifts.

Next meeting is May 12 after the guild meeting and lunch break. Meet up at the Storage Unit on Bradley off Commerce, next to Kidspiration to check the status of inventory. Jodi McCray will be organizing this, in case of rain we will bring totes back to the church and go through them.

Meeting adjourned at 12:50pm

Minutes taken for Jonna by Rosita

Retreat Memories

Many guild members know I am a hand quilter since I first learned applique’ while living in Hawaii. This recent guild retreat, I pushed myself to practice machine quilting. I brought a baby quilt ready for stitch design and used Steve Landrum’s “stick.” He made a 4 foot long curvy guide out of wood. I traced the gentle lines and was able to successfully use my tiny Singer Featherweight to quilt the top! My walking foot helped me guide the top like a sail weaving the top back and forth under the needle. Thanks to Community Quits for their kits. One quilt donated, more to come!

Peggy Moody



My daughters and I had a fantastic time at the retreat. The retreat committee sure did a bang-up job planning everything. It was great to see and visit with everyone!!!

I know everyone wondered how we got everything in the car but we weren't finished when we left the hotel... Old Navy was having a sale! Maurena gets things to donate to several places so she had a Heyday! They had a ton of items from adult to baby sizes for \$0.47, then an extra 30% off that plus she got a 10% military discount! She got **174** items to donate for **under \$25.00!!!** There are going to be a lot of happy people. **THEN** we went to two more Shop Hop shops on the way home.

Melanie Hunter and I were pretending to pull Maurena Rotering away from the door of a quilt shop.

Needless to say, I was exhausted when we got home. Now they're planning a joint trip to near Cape Kennedy, down to Key West, and up the west coast of Florida home. I hope I can survive it all! It sure is nice to be able to do things with them though.

Hope to see you next year!
Margie Dodson



How many notions can you name on the Cindy Albright's apron (modeled by Peggy Moody)?

Vicki Kauth sent this to share with you all too.

My snack mix was a hit at retreat, and I promised several attendees that I would submit the recipe for the newsletter. Here it is with one caveat: Only I can bring it to guild events!

1/2 cup pure maple syrup
 4 tablespoons butter
 1 tablespoon white vinegar
 1 teaspoon fresh thyme leaves (1/4 teaspoon dried leaves)
 3/4 teaspoon cayenne pepper
 1 teaspoon Kosher salt
 3 cups rice or corn cereal like Chex or Crispix
 2 cups mini pretzels (I use Goldfish pretzels)
 2 cups cheddar crackers or Goldfish crackers
 1 cup roasted salted nuts or your choice
 1 cup pepitos (roasted salted pumpkin seeds)

Preheat oven to 275*. Combine first six ingredients in a saucepan and boil, stirring, until butter is melted and mixture is combined. Mix remaining ingredients in a large bowl, add maple mixture and stir well to coat the cereal mix. Spread on a rimmed baking sheet lined with a silicone mat or baking parchment. Bake 1 hour or so, stirring every 15 minutes, until mixture is crisp and golden. Cool completely before storing in an airtight container.

The maple mixture is also terrific on mixed nuts, baked as outlined above.

Communications

I sent out the 2023 Password for the Members Only section of our website. If you did not receive this (we are still tweaking the Membership List), please contact me (pmoody53@gmail.com). We have 5 months until our quilt show. I am working on flyers and bookmarks for members to help distribute to folks you know who might be interested in attending. KTLO will also be running some cute ads with bluegrass music. Lots to do. I will be contacting you in the months to come for quilts you might want to display at the Arkansas State University Sheid Gallery in August. We will celebrate our 40th Anniversary as a guild! Stay tuned. Also don't forget to "share" posts about the show from our Facebook page. Any help to get the word out is greatly appreciated!

Peggy, Chair Communications


Hospitality

Carolyn Bisbee joined the guild at the March meeting. Welcome Carolyn.

There were 55 members and 3 guests in attendance.

Katie Risk and Loretta Zortman won the door prizes. Yours truly, Ann Maus won \$19 in the 50/50 drawing.

Gail Hillyard & Ann Maus . Hospitality co-chairs



Education

Callie Hargiss from Farmington Missouri will teach a Picture Piecing technique developed by Cynthia England. This is not paper piecing or foundation piecing. The patterns will be Smoky Mountains or Life's a Beach. You have a choice of one. Also, she will cover basics of how you can create your own master piece. The class will be May 11th. (Thursday before guild meeting). Beginning at 9 and end at 4. We need a few more people to sign up. The cost of class is \$45 plus \$45 for pattern and materials. She will do a trunk show on Friday May 12th at Guild Meeting.


Connie Martin

Community Quilts

Hi there everyone! Hope all is well and those of you who attended the Quilt Retreat in Branson had a great time. I know I did!!


A suggestion was made recently that we add Alpha House which is a men's shelter in Mountain Home to the list of Community Quilt recipients. It was voted on at the last board meeting and approved. I took the first 3 quilts there today. Michael Daigle who is the house manager accepted the quilts. See accompanying photo. He was very grateful. Their beds are twin size. They have a total of 7 men living there at this time. So maybe we can do a few more twin size quilts in the near future.

I am including a photo of a quilt delivery to the hospital nursery. There were only 4 quilts this time because I had made a recent delivery. I was at the hospital anyway because I volunteer there and took what I had along. Thanks again for all you do to help our community!



When I was gone last month Wanda Kelley was collecting the quilts turned in at the meeting. She received 5 quilts but only 4 were signed in. If you dropped off a quilt and did not sign it in and want credit for it, please let me know.

Sandy Beasley



Hospital Nurse

Blast from the Past!

Barb Patrick shared these newspaper clippings. Since this is our 40th anniversary, she thought it would be fun to share. This is from the October 15, 1993 Baxter Bulletin.

I will include a recipe or two from these clippings in each newsletter, thank you Barb Patrick!

Diane Siddons

***Hill 'n Hollow
Quilters Guild***

Hill 'n Hollow Quilter's Guild was formed 10 years ago with eight members. Quilting fabric and supplies were scarce, and there were almost no quilting books available. Membership has grown to 94, and the guild has done a marvelous job of promoting the art of quilting throughout the area.

The daytime guild meets the first Friday of each month at 9:30 a.m. at First Baptist Church on Club Boulevard. The evening guild meets the Tuesday after the Friday meeting at 7 p.m. at Phoenix House on Highway 5 North.

As a community project, the guild makes baby quilts for Baxter County Regional Hospital and recently donated a beautiful wall hanging made especially for the maternity ward.

The guild will sponsor its annual regional quilt show, "We Gotcha Covered!" Oct. 14-16, at Baxter County Fairgrounds.

For more information regarding Hill 'n Hollow Quilters Guild, contact Joan Wilbur at 425-8213.

Rice Pilaf

Brown:
 1/2 Stick butter or margarine
 2 Bundles angel hair pasta (crunched)
 Add:
 College Inn chicken broth (substitute for water in rice recipe)
 1-1/2 Cups rice
 3-4 Tbs. soy sauce
 Pepper to taste

Bring all ingredients to a boil and cook covered on low heat for 15 minutes. If using instant rice, cook uncovered 1 or 2 minutes. cover, turn off heat and let stand 5 minutes. Delicious, simple alternative to potatoes.

Kay Hutchison